



TIFFIN MOTORHOMES

THE 2009 *Allegro Bus*

SPECIFICATIONS







SILVER SAND



MOCHA SILVER SAND



SUNLIT SAND



MOCHA SUNLIT SAND

Note: Mocha is similar in hue to Standard Black, but offers more of a warm chocolate tone.



GOLD CORAL



MOCHA GOLD CORAL



MAROON CORAL



MOCHA MAROON CORAL



NASA



INTERIOR SPECIFICATIONS

CABINETS & FABRICS

All cabinet doors are made of solid wood.



Natural Cherry



Cherry



Glazed Cherry



Natural Maple




Cherry Bark




White Chocolate in Bath  
Available only in Combination  
with Glazed Cherry


FRENCH VANILLA




Bedroom



Bedroom Accent



Sofa/Chair



Living Area Accent



Dinette




Carpet


NILE




Bedroom



Bedroom Accent



Sofa/Chair



Living Area Accent



Dinette



Carpet


SUMMER WIND



Bedroom




Bedroom Accent



Sofa/Chair



Living Area Accent



Dinette



Carpet

All cabinet finishes are available in combination with all fabric schemes.

TECHNICAL SPECIFICATIONS

AUTOMOTIVE

STANDARD EQUIPMENT ON ALL MODELS:

- Allison 3000 MH 6-speed Auto with Lock-up (Torque Converter)
- Cummins ISL Engine
- Side Mounted Radiator
- Two-stage Compression Engine Brake
- Aluminum Wheels
- Four Air Bags on 36' & 40'
- Six Air Bags on 42' & 43'
- ABS Brakes
- Cruise Control
- Tilt Steering Column
- Emergency Start Switch
- Adjustable Gas & Brake Pedals
- Independent Front Suspension

FREIGHTLINER / SPARTAN CHASSIS	36 QSP	40 QDP	40 QRP	40 QSP	40 QXP	42 QRP	43 QRP
GVWR (Freightliner Chassis)	NA	34,500	34,500	34,500	34,500	44,500	44,500
GVWR (Spartan Chassis)	NA	34,600	34,600	34,600	34,600	44,600	44,600
GAWR - Front (Freightliner Chassis)	NA	14,500	14,500	14,500	14,500	14,500	14,500
GAWR - Front (Spartan Chassis)	NA	14,600	14,600	14,600	14,600	14,600	14,600
GAWR - Rear	NA	20,000	20,000	20,000	20,000	20,000	20,000
GAWR - Tag Axle	NA	NA	NA	NA	NA	10,000	10,000
GCWR (Freightliner Chassis)	NA	44,500	44,500	44,500	44,500	54,500	54,500
GCWR (Spartan Chassis)	NA	44,600	44,600	44,600	44,600	54,600	54,600
Alternator Amps	NA	160	160	160	160	160	160
Trailer Hitch Capacity (Pounds)	NA	10,000	10,000	10,000	10,000	10,000	10,000
Fuel Tank (Gallons) - Dual Fuel Fill	NA	150	150	150	150	150	150

POWERGLIDE CHASSIS	36 QSP	40 QDP	40 QRP	40 QSP	40 QXP	42 QRP	43 QRP
GVWR	36,600	36,600	36,600	36,600	36,600	49,900	49,900
GAWR - Front	14,600	14,600	14,600	14,600	14,600	14,600	14,600
GAWR - Rear	22,000	22,000	22,000	22,000	22,000	22,000	22,000
GAWR - Tag Axle	NA	NA	NA	NA	NA	13,300	13,300
GCWR	46,600	46,600	46,600	46,600	46,600	59,900	59,900
Alternator Amps	170	170	170	170	170	170	170
Trailer Hitch Capacity (Pounds)	10,000	10,000	10,000	10,000	10,000	10,000	10,000
Fuel Tank (Gallons) - Dual Fuel Fill	150	150	150	150	150	150	150

OVERALL	36 QSP	40 QDP	40 QRP	40 QSP	40 QXP	42 QRP	43 QRP
Overall Length - Approximately	36' 11"	40' 4"	40' 9"	40' 4"	40' 4"	42' 6"	43' 6"
Overall Height with Roof Air (Maximum)	12' 7"	12' 7"	12' 7"	12' 7"	12' 7"	12' 7"	12' 7"
Interior Height	84"	84"	84"	84"	84"	84"	84"
Overall Width	101"	101"	101"	101"	101"	101"	101"
Interior Width	96"	96"	96"	96"	96"	96"	96"
Fresh Water (Gallons)	90	90	90	90	90	90	90
Black Water (Gallons)	45	45	45	45	45	45	45
Grey Water (Gallons)	70	70	70	70	70	70	70
LPG Tank (Gallons; 80% capacity limit)	35	35	35	35	35	24	24
Minimum Garage Height	13'	13'	13'	13'	13'	13'	13'
Basement Storage (Cubic Feet - Approximate)	105	145	145	145	145	125	125

STRUCTURAL

STANDARD EQUIPMENT ON ALL MODELS:

- One-piece Moisture Resistant Molded Fiberglass Roof Cap
- Laminated Floor, Sidewall & Roof
- Steel / Aluminum Reinforced Structure

EXTERIOR

STANDARD EQUIPMENT ON ALL MODELS:

- Fiberglass Front & Rear Caps
- Dual Fuel Fills
- Full Body Paint
- Large One-piece Tinted Windshield
- 17.5" Heated Chrome Power Mirrors with Remote Adjustment
- Single Motor Intermittent Wiper
- Undercoating
- Fog Lights
- 30" Wide Entry Door with Deadbolt
- Keyless Entry Door System
- Double Electric Step
- Auto Generator Start
- Dual Pane Tinted Windows
- Exterior Patio Light on Driver's Side
- Exterior Patio Light on Passenger's Side
- Electric Door Awning
- Electric Patio Awning
- Window Awning Package
- Slide-out Awnings with Metal-wrapped Covers
- Pass-thru Basement Storage
- Swing-out Exterior Storage Doors
- Single Handle Lockable Storage Door Latches
- Heated Water & Holding Tank Compartments
- Docking Lights
- Four House Batteries
- 2000 Watt Inverter
- Custom Full-width Mud Flap
- 50-amp Service
- Power Cord Reel - 50 Amp
- Park Telephone Ready
- Cable Ready TV
- Black Holding Tank Flush System
- 110 V Exterior Receptacle
- Water Filter
- Tank Monitor Pad Located at Dump Station
- Exterior Rinse Hose with Soap Dispenser & Paper Towel Holder
- Spotlight with Remote
- Air Horn
- Automatic Satellite Dish
- Analog / Digital TV Antenna
- CB Radio Antenna
- Power Fantastic® Roof Vent with 3-speed Fan
- Roof Ladder
- Quiet A/C Roof-ducted System
- Atwood Electric Jacks
- Luggage Compartment Lights

## EXTERIOR CONTINUED

AVAILABLE OPTIONS:	36 QSP	40 QDP	40 QRP	40 QSP	40 QXP	42 QRP	43 QRP
One Storage Compartment Slideout Tray	O	O	O	O	O	O	O
Two Storage Compartment Slideout Trays	NA	O	O	O	O	O	O
In-motion Low Profile Satellite Dish	O	O	O	O	O	O	O
Exterior 32" LCD HD TV	O	O	O	O	O	O	O
Onan® 8,000 Generator	S	S	S	S	S	NA	NA
Onan® 10,000 Generator	NA	O	O	O	O	S	S
Three Low Profile Roof Air Conditioners with Heat Pump	NA	O	O	O	O	S	S
Two Low Profile Roof Air Conditioners with Heat Pump	S	S	S	S	S	NA	NA
HWH Hydraulic Jack	O	O	O	O	O	O	O
Power Solar Shade Integrated in Awning	O	O	O	O	O	O	O
Diamond Shield® Front Cap Protective Coating	O	O	O	O	O	O	O
125 Watt Solar Panel	O	O	O	O	O	O	O

## DRIVER'S COMPARTMENT

### STANDARD EQUIPMENT ON ALL MODELS:

- Entryway Floor Light
- 12 V Disconnect Switch
- Padded Dash
- Lighted Instrument Panel
- Adjustable Fuel / Brake Pedals
- Power Ultra Leather Driver Seat (Flexsteel®)
- Ultra Leather Passenger Seat with Power Footrest (Flexsteel®)
- Passenger Seat Console Box with Built-in Magazine Rack
- Color Rear Vision Monitor System with Side-view Cameras
- Side-view Cameras Activated by Turn Signals
- 12 V / 110 V Phone Jack Receptacle
- Power MCD Solar / Privacy Windshield Shades
- Driver / Passenger Side Power Windows
- Single CD Player & AM / FM Stereo
- 18" VIP Smart Steering Wheel
- Fire Extinguisher
- Dual Dash Fans
- Slide-out Drawer in Dash
- Beverage Tray

AVAILABLE OPTIONS:	36 QSP	40 QDP	40 QRP	40 QSP	40 QXP	42 QRP	43 QRP
Handheld CB Radio	O	O	O	O	O	O	O
Satellite Radio (Requires Subscription)	O	O	O	O	O	O	O
Rearview Mirror with Compass and Outside Temperature 32" LCD Front	O	O	O	O	O	O	O
Overhead TV	O	S	O	S	O	S	O
In-dash Stereo / GPS	O	O	O	O	O	O	O
Power MCD Solar / Privacy Shades Driver's Compartment & Living Area	O	O	O	O	O	O	O

## LIVING AREA / DINETTE

### STANDARD EQUIPMENT ON ALL MODELS:

- Ultra Leather DE Sofa Bed (Passenger's Side)
- Cloth Flexsteel® DE Sofa Bed (Driver's Side)
- Booth Dinette with Solid Surface Tabletop
- 12 V Receptacle & Phone Jack at Dinette
- Full Ceramic Tile Floor

AVAILABLE OPTIONS:	36 QSP	40 QDP	40 QRP	40 QSP	40 QXP	42 QRP	43 QRP
Freestanding Dinette with Solid Surface Tabletop & Built-in Cabinet	O	O	O	O	O	O	O
Ultra Leather U-shaped Dinette / Sleeper Sofa	O	O	O	O	O	O	O
Freestanding Dinette with Computer Workstation	O	O	O	O	O	O	O
42" LCD TV / Entertainment Center in Living Area	NA	NA	S	NA	NA	NA	NA
32" LCD TV / Entertainment Center in Living Area	S	NA	NA	NA	S	NA	S

## PASSENGER'S SIDE

AVAILABLE OPTIONS:	36 QSP	40 QDP	40 QRP	40 QSP	40 QXP	42 QRP	43 QRP
Cloth DE Sofa Bed	NA	O	NA	O	O	O	O
Ultra Leather Air Coil® Hide-a-bed	NA	O	NA	O	O	O	O
Cloth Air Coil® Hide-a-bed	NA	O	NA	O	O	O	O

## DRIVER'S SIDE

AVAILABLE OPTIONS:	36 QSP	40 QDP	40 QRP	40 QSP	40 QXP	42 QRP	43 QRP
Ultra Leather Flexsteel® DE Sofa Bed	O	O	O	O	O	O	O
Ultra Leather Air Coil® Hide-a-bed	O	O	O	O	O	O	O
Cloth Air Coil® Hide-a-bed	O	O	O	O	O	O	O
Two Ultra Leather Euro Recliners with Center Table	NA	NA	O	NA	NA	O	NA
Two Ultra Leather Euro Recliners (Only Available with Freestanding Dinette)	O	O	NA	O	O	NA	O
Cloth Magic Bed	O	O	O	O	O	O	O
Ultra Leather Magic Bed	O	O	O	O	O	O	O
Ultra Leather Euro Recliner with Computer / End Table	O	O	O	O	O	O	O



## KITCHEN

### STANDARD EQUIPMENT ON ALL MODELS:

- Polished Solid Surface Countertops
- Solid Surface Sink & Stove Covers
- Expand-an-island
- 2 ½" Deep Lighted Toe Kick
- 4-door Raised Panel Refrigerator with Ice Maker
- Single Lever Sink Faucet with Built-in Sprayer
- Residential Double Bowl Stainless Steel Sink
- 12 V Fluorescent Light
- Stainless Steel Convection Microwave with Exterior Venting
- 2-burner Glass Cooktop
- Galley Soap Dispenser
- Sink & Stove Cover Racks (Underneath the Sink)

AVAILABLE OPTIONS:	36 QSP	40 QDP	40 QRP	40 QSP	40 QXP	42 QRP	43 QRP
3-burner Cooktop with Gas Oven (NA with Dishwasher)	O	O	NA	O	O	O	O
Dishwasher (Drawer type)	O	O	O	O	O	O	O
Cocoa Glazed Hutch	O	O	O	O	O	O	O
Black Glazed Hutch	O	O	O	O	O	O	O
Residential Refrigerator with 3000 Watt Pure Sine Wave Inverter Plus Two Additional House Batteries	O	NA	O	NA	O	O	O

## BATH

### STANDARD EQUIPMENT ON ALL MODELS:

- Medicine Cabinet with Vanity Lights
- Solid Surface Vanity Top & Bowl
- Moen® Faucets
- Skylight in Shower with Sliding Solar Cover
- Electric Flush Toilet

AVAILABLE OPTIONS:	36 QSP	40 QDP	40 QRP	40 QSP	40 QXP	42 QRP	43 QRP
Fiberglass Molded Garden Tub	NA	NA	NA	S	NA	NA	NA
41" Molded Fiberglass Shower	S	S	NA	NA	NA	NA	NA
36" Molded Fiberglass Shower with Radius Door	NA	NA	S	NA	S	S	S

## BEDROOM

### STANDARD EQUIPMENT ON ALL MODELS:

- Innerspring Pillow-top Mattress
- Bed Comforter with Throw Pillows
- Solid Wood & Fabric Headboard
- Wall-to-wall Carpeting
- Solid Surface Nightstand Tops
- Cedar-lined Wardrobe with Automatic Lights
- MCD Solar / Privacy Shades
- Pre-wired for DVD & Satellite Receiver
- Laundry Hamper
- 26" LCD TV
- Ceiling Fan
- Carbon Monoxide Detector
- LPG Leak Detector

AVAILABLE OPTIONS:	36 QSP	40 QDP	40 QRP	40 QSP	40 QXP	42 QRP	43 QRP
Select Comfort™ Mattress (60" Queen)	O	O	O	O	O	O	O
Select Comfort™ Mattress (72" King)	NA	O	O	O	O	O	O
Memory Foam Mattress (60" Queen)	O	O	O	O	O	O	O
Memory Foam Mattress (72" King)	NA	O	O	O	O	O	O

## GENERAL INTERIOR

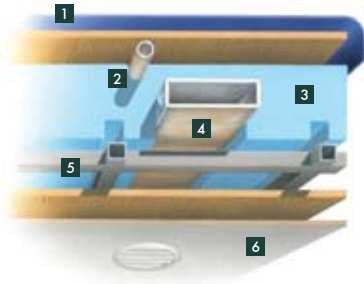
### STANDARD EQUIPMENT ON ALL MODELS:

- 7" Ceilings
- Soft Touch Vinyl Ceilings
- Raised Panel Cabinet Doors
- Recessed Ceiling Lighting
- Adjustable Shelving in Some Cabinets
- Washer / Dryer Ready
- Fantastic® 3-speed Fan
- Tank Level Monitor System
- Smoke Detector
- Central Vacuum Cleaner
- Air Driven Step Well Cover
- Ceramic Tile Flooring in Kitchen, Bath, Entrance Landing & Living Room
- Complete HD Ready System (HD Satellite Receivers Required)
- Complete Cable Wiring Interfacing with Surround Sound & Satellite Receiver
- Enclosed Surround Sound Speakers

AVAILABLE OPTIONS:	36 QSP	40 QDP	40 QRP	40 QSP	40 QXP	42 QRP	43 QRP
Combo Washer / Dryer	O	O	O	O	O	O	O
Stacked Washer / Dryer	O	O	O	O	O	O	O
10-gallon DSI Gas / Electric Water Heater	S	S	S	S	S	NA	NA
Hydronic Heating System	O	O	O	O	O	S	S
Two 30,000 BTU Ducted Furnaces	S	S	S	S	S	NA	NA
3000 Watt Sine Wave Inverter IPO 2000 Watt Modified Sine	O	O	O	O	O	O	O

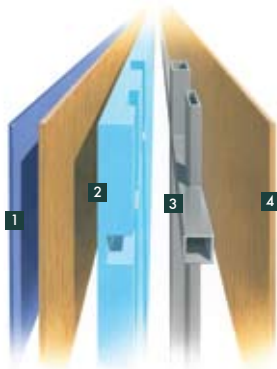
All options may not be available in all models. Because of progressive improvements, specifications, standard & optional equipment are subject to change without notice or obligation.

## CONSTRUCTION SPECIFICATIONS



### ROOF

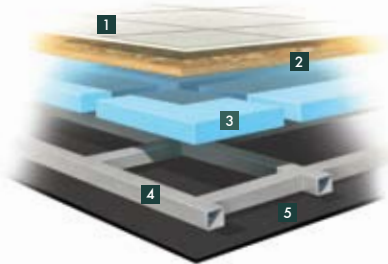
1. One-piece, moisture resistant molded fiberglass roof cap provides insulation and strength and prevents water intrusion
2. A/C Condensation Drainage System that runs internally through the roof insulation and down the sidewalls, redirecting water underneath the motorhome
3. 5 1/2" high-performance thermal insulation
4. Quiet Air Cooling System with return air and cooling exhaust ducts foil-wrapped to deflect UV rays and repel heat
5. Durable, tubular steel roof skeleton
6. Easy-to-clean soft touch vinyl ceiling panel



### SIDEWALL

1. Gel-coat fiberglass outside wall panel
2. High-performance thermal insulation
3. Durable, yet lightweight, tubular aluminum wall skeleton
4. Decorative inside wall panel

All sidewalls are approximately 2" thick.



### FLOOR

1. Ceramic tile floor bonded to high-impact oriented strand board
2. High-level engineered oriented strand board
3. High-performance thermal insulation
4. Durable, tubular steel floor skeleton
5. Woven moisture barrier material

**10-YEAR LIMITED UNITIZED CONSTRUCTION WARRANTY** The structural integrity of the entire coach is guaranteed for the next 10 years. Warranty includes wall separation and inner frame weakness.

**5-YEAR LIMITED LAMINATION WARRANTY** We guarantee against all exterior fiberglass delamination or wall separation.

TIFFIN MOTORHOMES, INC. 105 2ND STREET NW RED BAY, AL 35582  
CALL 256.356.8661 FAX 256.356.8219  
FOR PARTS AND SERVICE CALL 256.356.0261

For more specifics on what makes a Tiffin Motorhome, go to [tiffinmotorhomes.com](http://tiffinmotorhomes.com)

The following names are registered trademarks of Tiffin Motorhomes: Open Road®, Phaeton®, Allegro®, Allegro Bay®, Allegro Bus®, Zephyr®, Roughing It Smoothly®, and Pusher®.